



PAMA @ Home

Virtual Family Fun Activity

Wiggle Pets

Bring art, culture and historical exploration home with a variety of easy fun filled activities for all ages. Using simple materials, PAMA is happy to provide easy step-by-step instructions for art activities, games or fun things to do while at home.

Share your creations with us on Facebook, Twitter or Instagram and tag us @visitPAMA. All tagged submissions will be entered in a draw to win some PAMA swag.

Wiggle Pets

Your furry friends are probably so happy to have your company while you're at home! Create your own wiggle pet inspired by your own or your favourite animal.




Materials:

- Paper/Construction Paper
- Markers
- Pencil Crayons
- Glue Sticks
- Scissors
- Pencil

This activity is provided to you by:

Step 1:

Use your imagination to decide what animal you are going to create. Here are some ideas to get you started:



Step 1:


Cut a strip the length of your piece of paper approx. 2 inches wide. Once cut, accordion-fold the long strip.



This activity is provided to you by:

Step 2:

Fold another sheet in half and use a stencil and/or draw the front & back of your animal. Be sure to draw at the folded edge of your sheet as you will need the crease to help with assembly.



Step 3:


Cut out the front and back folded pieces. Do not cut the fold. Use extra paper to cut out 2 ears.



This activity is provided to you by:

Step 4:

Open the folded front and back of your animal and glue the inside.



Step 5:

Press the front and end pieces over the accordion folded paper.



Step 6:

Press the ear on each side and decorate with marker/pencil crayons and leftover paper bits. Use your imagination!



This activity is provided to you by: