



# PAMA @ Home Virtual Family Fun Activity Constellation Viewer

Bring art, culture and historical exploration home with a variety of easy fun filled activities for all ages. Using simple materials, PAMA is happy to provide easy step-by-step instructions for art activities, games or fun things to do while at home.

Share your creations with us on Facebook, Twitter or Instagram and tag us @visitPAMA. All tagged submissions will be entered in a draw to win some PAMA swag.

# Constellation Viewer

Find a use for the empty toilet paper rolls you have in your house and make your own way to view the constellations. Pick your favourite and create a constellation viewer to help you find it anywhere you go.



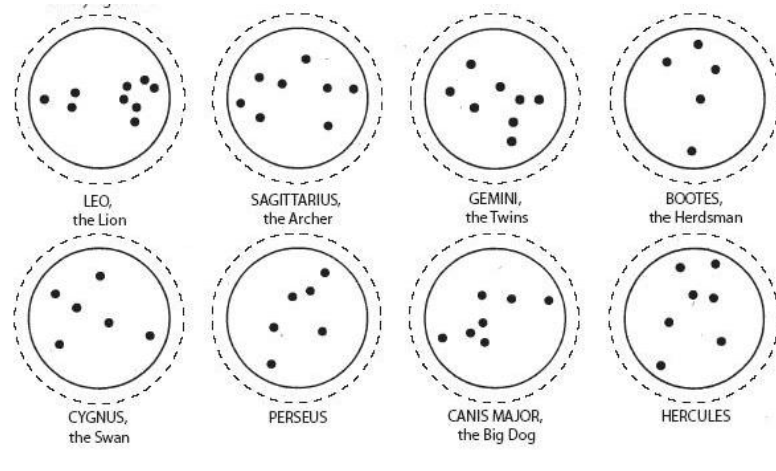
## Materials:

- Toilet Paper Tube
- Constellation Print-Out (last page of this document)
- Construction Paper
- Tissue Paper
- Glue Sticks
- Scissors
- Markers
- Toothpick

This activity is provided to you by:

### Step 1:

Review the constellation sheets to pick your favourite. Print it out and pick your favourite. Once selected, cut it out along the dotted line.



### Step 2:

Use construction paper to wrap around your tube to add colour.

### Step 3:

Cut small slits around the constellation to create flaps. Glue the flaps down on one end of the cardboard tube. You want to make sure the constellation pattern is facing outwards.



This activity is provided to you by:


**Step 4:**

Use the toothpick to poke through the constellation dots. Then, gently colour the whole constellation sheet with a black or dark coloured marker.



**Step 5:**

Trace around your tube on yellow tissue paper and cut it out. Once done, glue it on top of your coloured constellation top.



This activity is provided to you by:

### Step 5:

Decorate! Use markers, stickers and any other craft materials you have to add your own touch to your constellation viewer. When you're finished, put your eye to the open end and hold it up to the light so you can see your constellation.

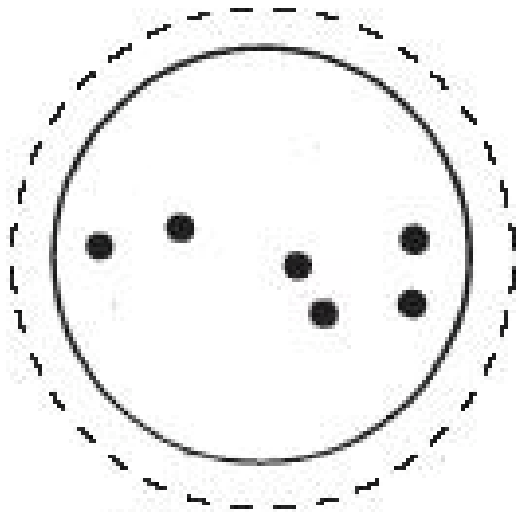


### Learn More...

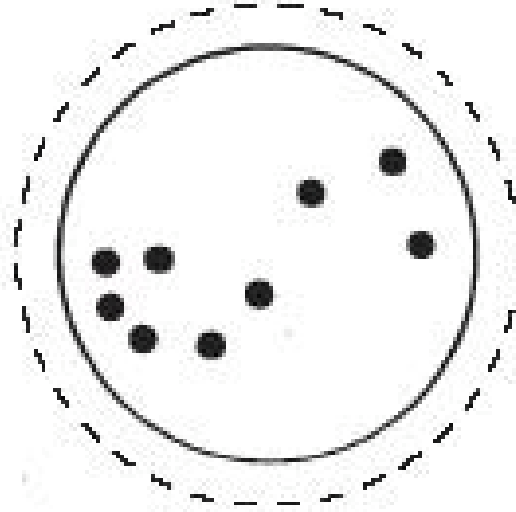
Take the opportunity to learn more about stars and the stories behind the constellations. Here are some great websites to look at with the different learning opportunities to explore as you complete the activity:

- <https://www.youtube.com/watch?v=MZffhapfOgg>
- <https://www.ducksters.com/science/physics/constellations.php>
- <https://www.dkfindout.com/us/space/constellations/>

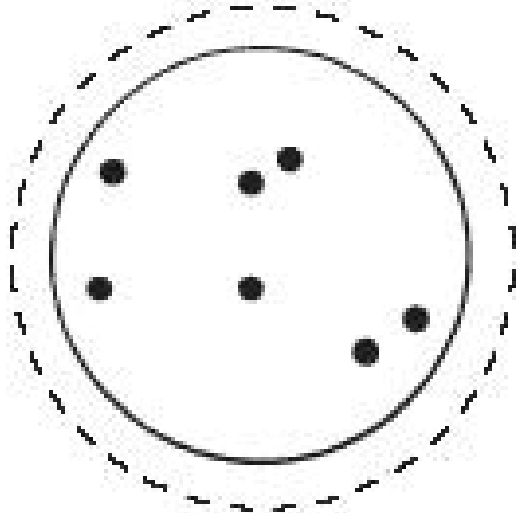
This activity is provided to you by:



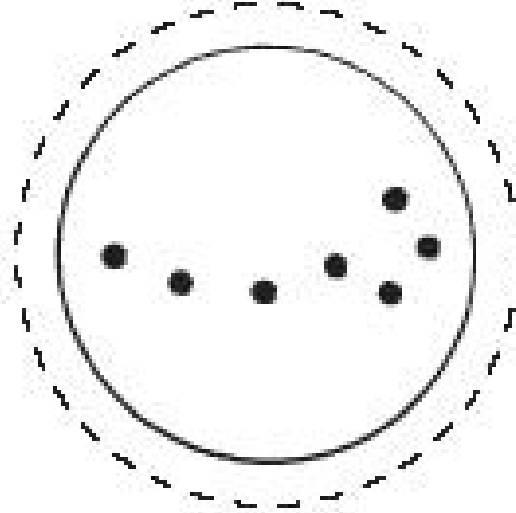
URSA MAJOR,  
the Great Bear



SCORPIUS,  
the Scorpion

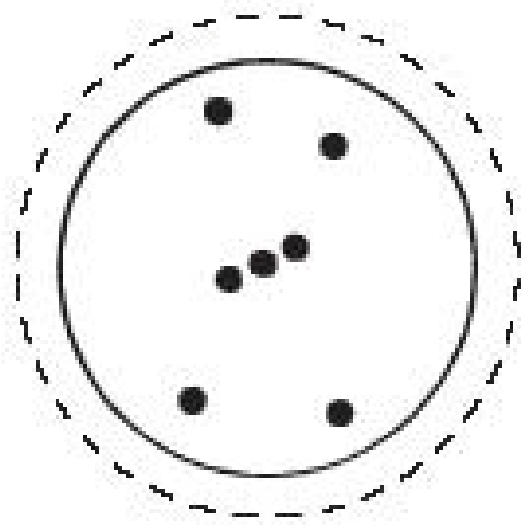


PEGASUS,  
the Flying Horse

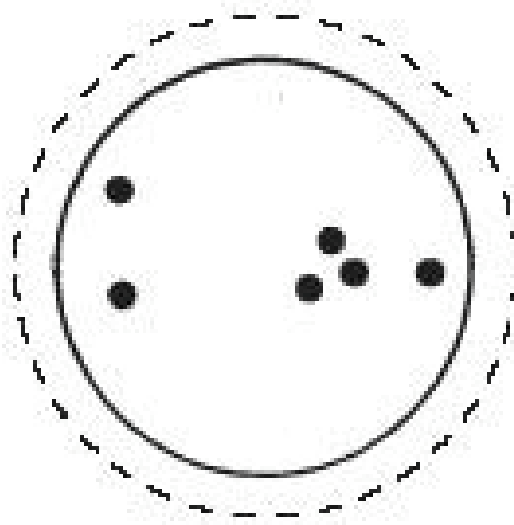


URSA MINOR,  
the Little Bear

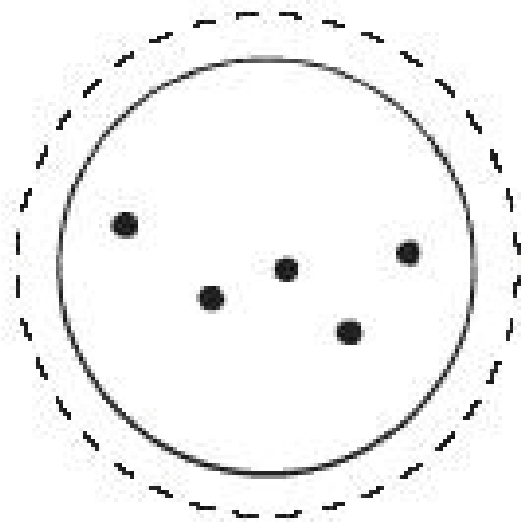
This activity is provided to you by:



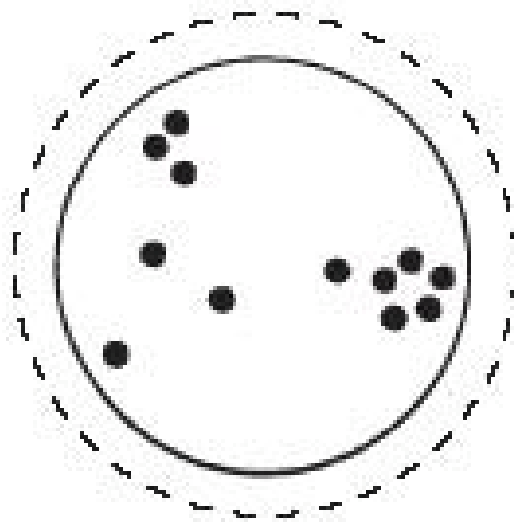
ORION,  
the Hunter



TAURUS,  
the Bull



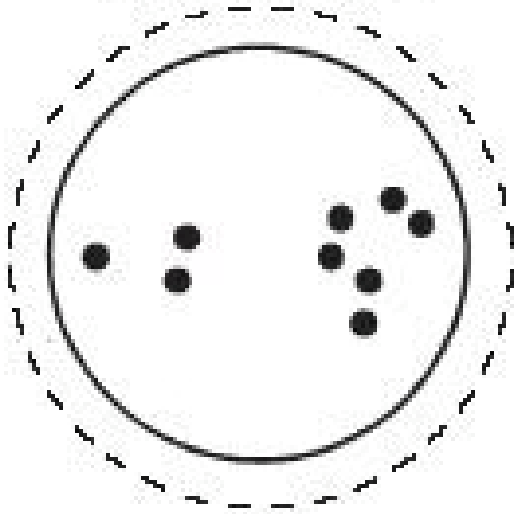
CASSIOPEIA,  
the Queen



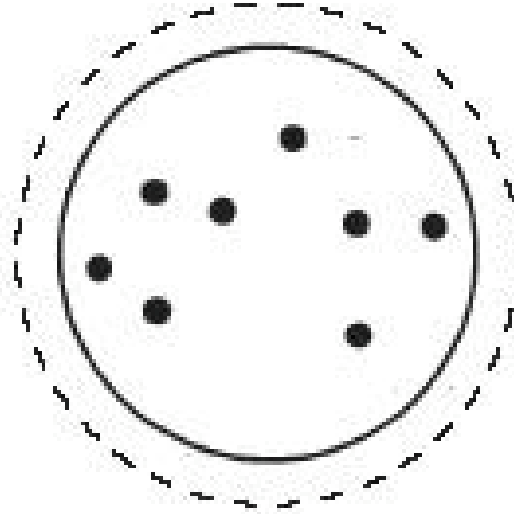
PISCES,  
the Fishes

---

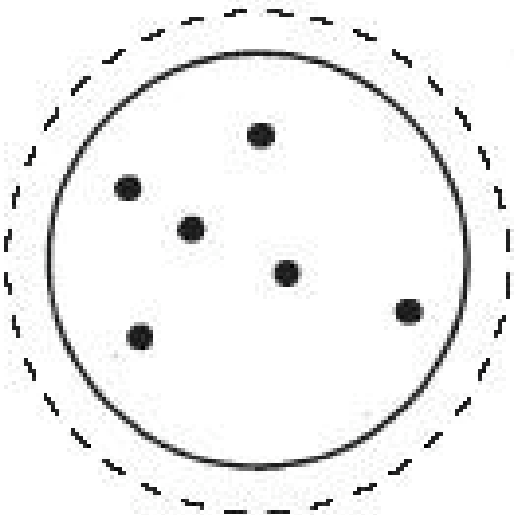
This activity is provided to you by:



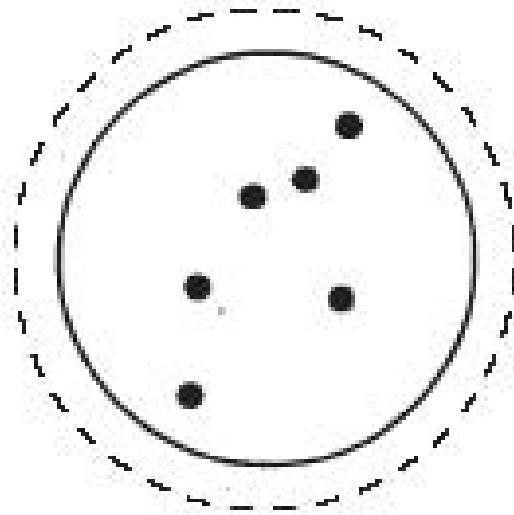
LEO,  
the Lion



SAGITTARIUS,  
the Archer



CYGNUS,  
the Swan

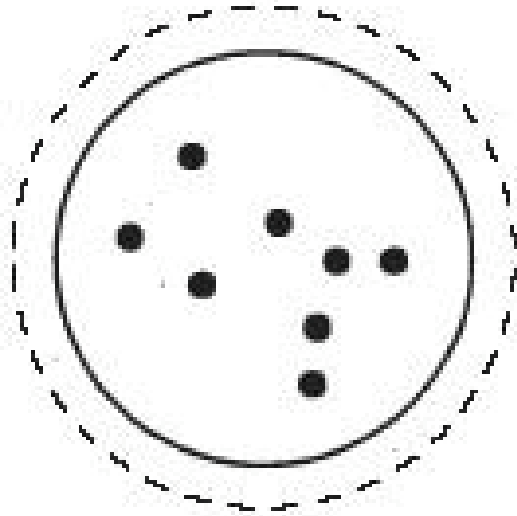


PERSEUS

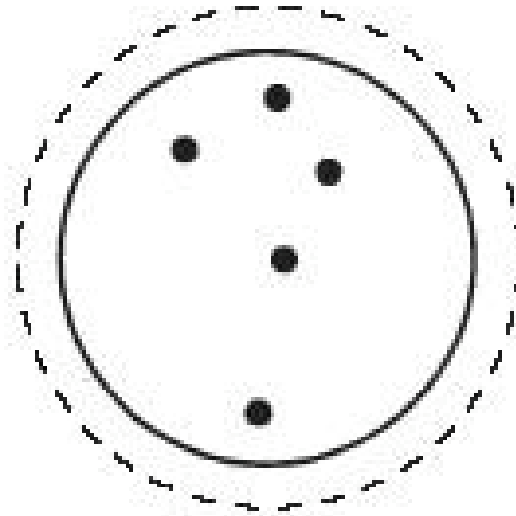
---

This activity is provided to you by:

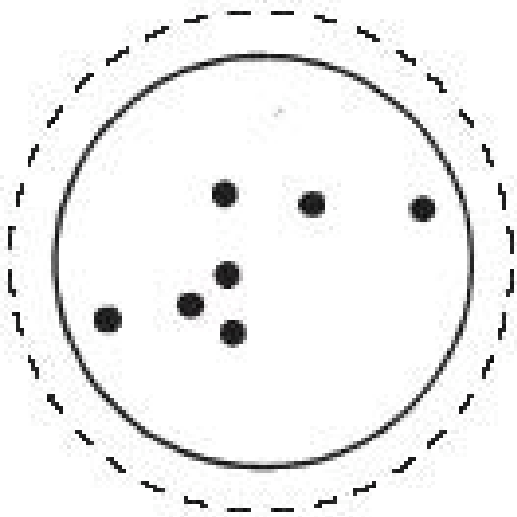




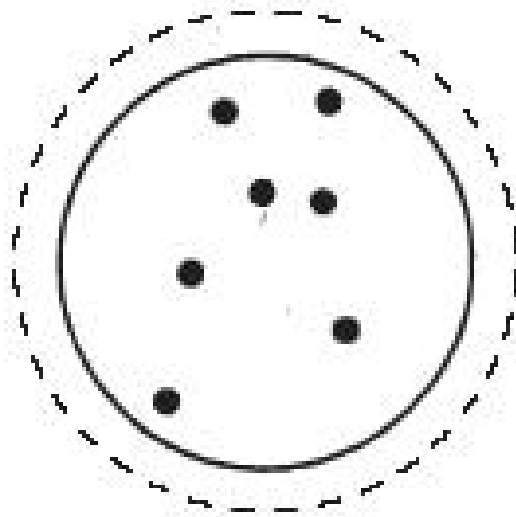
GEMINI,  
the Twins



BOOTES,  
the Herdsman



CANIS MAJOR,  
the Big Dog



HERCULES

---

This activity is provided to you by: