

PAMA @ Home Virtual Family Fun Activity House & Home Collage

Bring art, culture and historical exploration home with a variety of easy fun filled activities for all ages. Using simple materials, PAMA is happy to provide easy step-by-step instructions for art activities, games or fun things to do while at home.

Share your creations with us on Facebook, Twitter or Instagram and tag us @visitPAMA. All tagged submissions will be entered in a draw to win some PAMA swag.

House & Home Collage

Use your imagination to design and create a collage of a house using basic shapes.



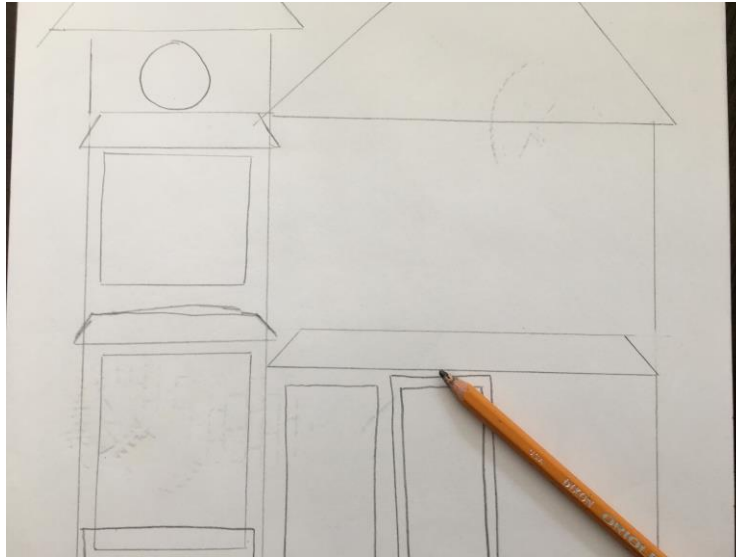
Materials:

- Paper/Construction Paper/Scrapbook Paper
- Pencil
- Scissors
- Glue Stick
- Pencil Crayons/Markers/Crayons

This activity is provided to you by:

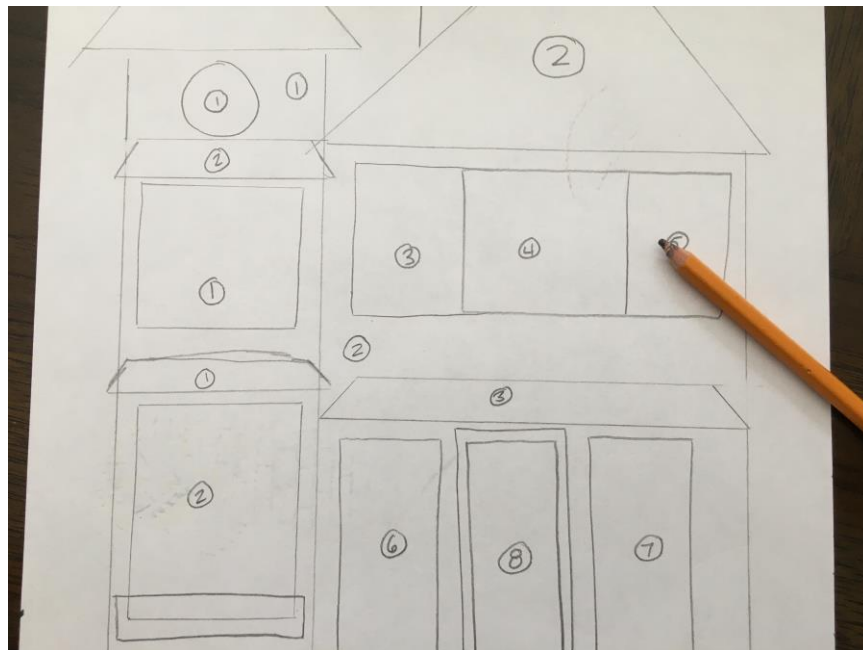
Step 1:

On a piece of paper, sketch out your house design.



Step 2:


Look at the basic shapes of your house and count how many of each you will need.



This activity is provided to you by:

Step 3:

Take your different colours and patterns of paper and cut out all the shapes you will need for your house.



Step 4:

Use a glue stick to glue your shapes into place. You can use markers/crayons/pencil crayons to add any special designs to your shapes.



This activity is provided to you by:

Step 5:

Once you have glued on all your shapes and decorated your house however you would like. Home is more than just a roof over your head, how does home make you feel? On the reverse side of your artwork, explore what home means to you.



This activity is provided to you by: