



PAMA @ Home Virtual Family Fun Activity Museum Week Model Museum

Bring art, culture and historical exploration home with a variety of easy fun filled activities for all ages. Using simple materials, PAMA is happy to provide easy step-by-step instructions for art activities, games or fun things to do while at home.

Share your creations with us on Facebook, Twitter or Instagram and tag us @visitPAMA. All tagged submissions will be entered in a draw to win some PAMA swag.

Model Museum

In his works, Simon Hughes creates architectural fantasies using line, shape and form. Explore architecture and your imagination as you design your own model museum.



Simon Hughes (Canadian, 19713-)
Coexistence Complex, 2013
Watercolour, gouache, ink and stickers on paper
71.12 x 52.07 cm
The University of Manitoba Art Collections



Simon Hughes (Canadian, 1973-)
Retrospective, 2001
Watercolour, ink and stickers on paper
45.72 x 60.96 cm
Courtesy of the artist and Galerie Division, Montréal

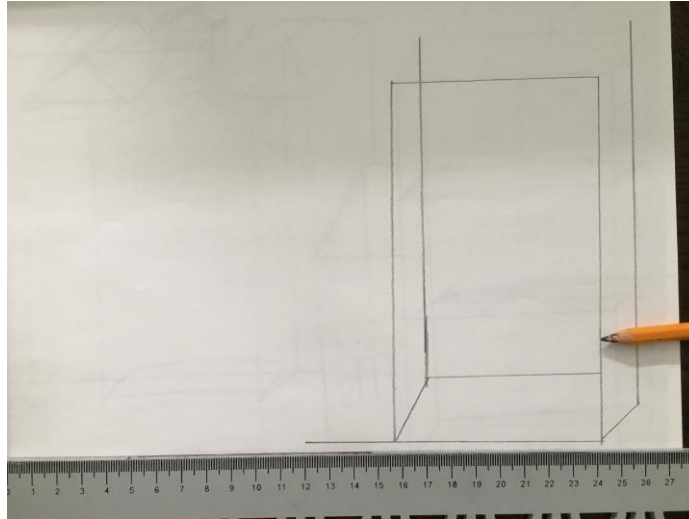
Materials:

- Paper
- Pencil crayons/markers/crayons
- Pencil
- Ruler

This activity is provided to you by:

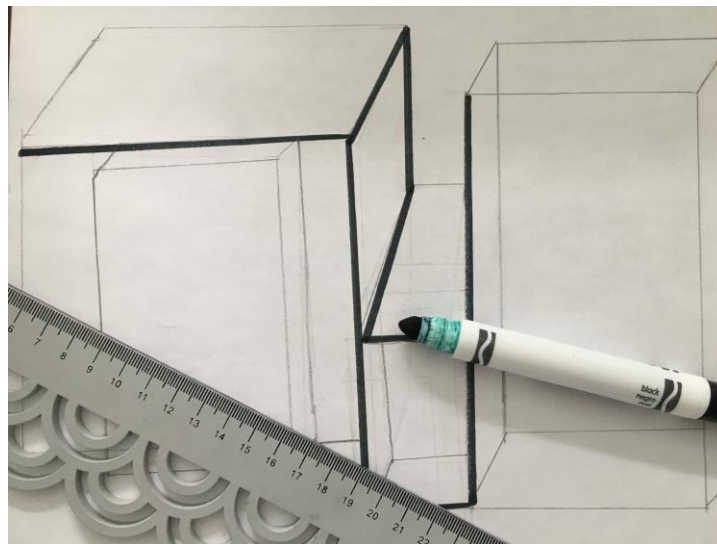
Step 1:

Use your ruler to draw a series of 3-dimensional shapes that will make-up your museum building.



Step 2:

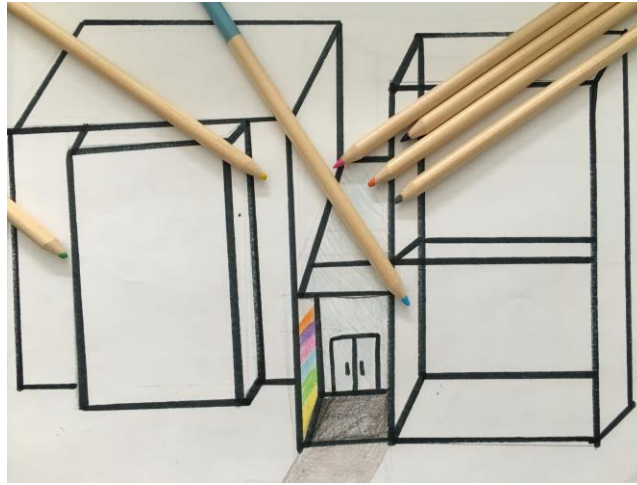
Use markers to define your lines once your drawing is complete.



This activity is provided to you by:

Step 3:

Once outlined, decorate your museum with pencil crayons.



Step 4:

After you have decorated your buildings, add frames and artworks on the walls inside, and your model museum is complete!



This activity is provided to you by: