

PAMA @ Home

Virtual Family Fun Activity

Scratch Art Fireworks

Bring art, culture and historical exploration home with a variety of easy fun filled activities for all ages. Using simple materials, PAMA is happy to provide easy step-by-step instructions for art activities, games or fun things to do while at home.

Share your creations with us on Facebook, Twitter or Instagram and tag us @visitPAMA. All tagged submissions will be entered in a draw to win some PAMA swag.

Scratch Art Fireworks

Celebrate Victoria Day with your own fireworks showcase in the house as you make your own scratch art.



Materials:

- Cardstock
- Crayons
- Black Acrylic/Tempera Paint
- Paint Brush
- Toothpick/Skewer

This activity is provided to you by:



Step 1:

Use your crayons to colour in blocks on your piece of cardstock. Be sure to press hard.



Step 2:

Create a colourful pattern as you fill your whole sheet with different colours.



This activity is provided to you by:


Step 3:

Once covered, paint a thin layer of black paint on top of your coloured paper.



Step 4:

Cover your entire sheet with black paint and set aside to dry.



This activity is provided to you by:

Step 5:

Once dried, take a toothpick/skewer and use it to scratch firework patterns out of the black paint to expose the colourful crayons underneath.



Step 6:

Continue until your whole page is covered with festive fireworks!



This activity is provided to you by: