



PAMA @ Home

Virtual Family Fun Activity

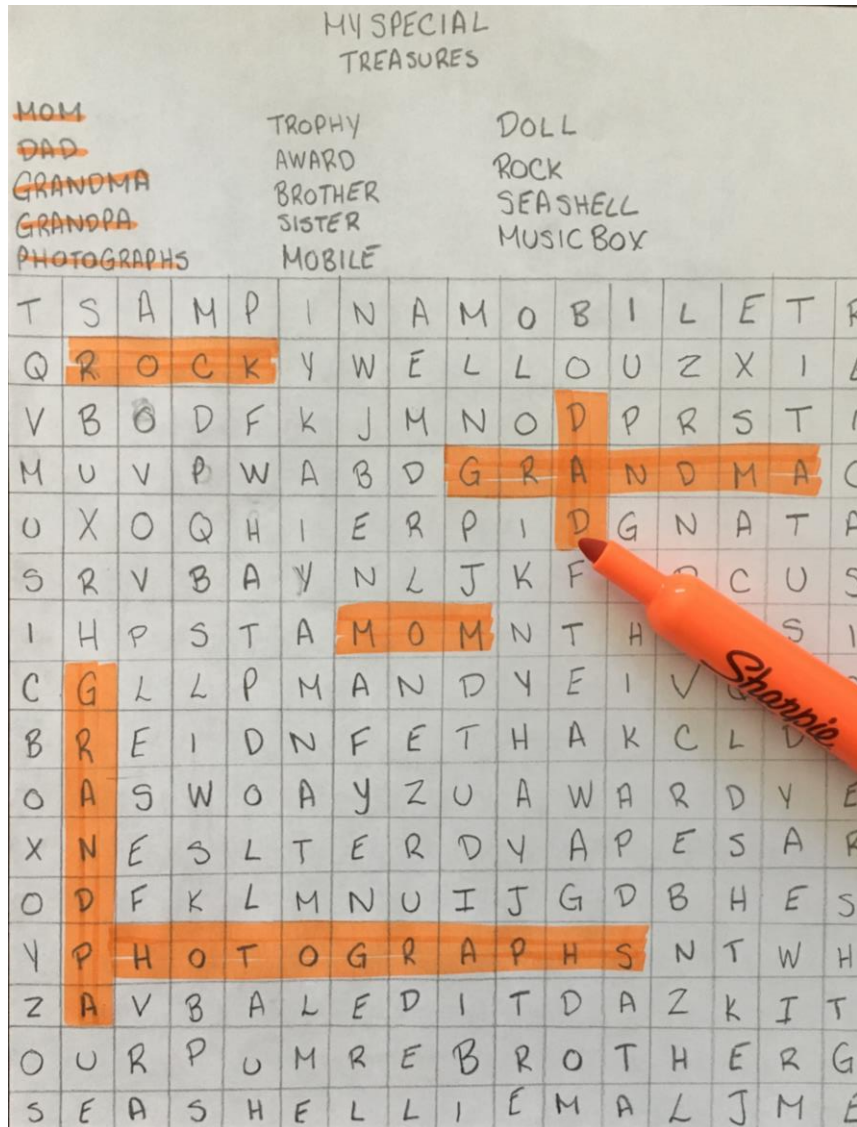
Hidden Treasures Word Search

Bring art, culture and historical exploration home with a variety of easy fun filled activities for all ages. Using simple materials, PAMA is happy to provide easy step-by-step instructions for art activities, games or fun things to do while at home.

Share your creations with us on Facebook, Twitter or Instagram and tag us @visitPAMA. All tagged submissions will be entered in a draw to win some PAMA swag.

Hidden Treasures Word Search

Seek and find words one letter at a time as you try your hand at our own word search before making your own full of your special treasures.



Materials:

- Printer
- Highlighter
- White Paper/Graph Paper
- Ruler
- Pencil

This activity is provided to you by:

PAMA Hidden Treasures Word Search

Find all the words listed in the box below:

- ART
- GALLERY
- PEEL
- SCULPTURE
- JAIL
- CREATE
- MUSEUM
- PHOTOGRAPH
- ARCHIVES
- PAINTING
- COURTHOUSE
- CONNECT
- WELLINGTON
- COCO
- HISTORY
- ARTIFACT
- EXPLORE
- PAMA


S C U L P T U R E W Q A H J K C
D L S H O S V B X T A R B E A O
F T S S Y F R Y Z E N T R G N U
H H Y T P E E L Q A N I V A T R
J Y J Y T G B R H G A F M L J T
W E L L I N G T O N C A O L O H
I X S U F H Z P L E T C R E N O
U P D P A I N T I N G T A R T U
E L C P D K P A F T I Z T Y H S
R O X E E L I R R A U S A L Y E
W R M W A P N C T P Y E C O C O
H E N Q R W Q H C H T T R R H S
Q I U T T U T I T O R E E A U D
G B S H R E R V Z T N S A P S F
M N T T N J O E X O Q N T I C T
U M R C O K F S J G Z C E G A Y
S X E J Y R R L N R J V N C N E
E P W I B R Y R E A Q A S D T E
U T K D A F S T A P N G I P K A
M J L P A M A A R H O P W L F C

This activity is provided to you by:

Now, make your own!


Step 1:

Use a ruler to draw the number of rows and columns you would like in your word search. Be sure to make a large box at the top or bottom to put your words to find. Alternatively, you can use the template provided on the last page of this document.



Step 2:


Write the words you would like to include in your word search in the top box. Start with a few and add more once you know how much room you have. Take inspiration from the things you treasure the most.



This activity is provided to you by:


Step 3:

One at a time, insert the letters for your chosen words in the boxes. You could write the words horizontally, vertically or diagonally. If you really want to challenge someone, try writing the word backwards.



Step 4:


Add more words to fill your spaces as much or as little as you would like.



This activity is provided to you by:


Step 5:

Once all your chosen words have been entered, add random letters to all the remaining boxes, this is what makes finding your words tricky for the player.



Step 6:

After your whole grid has been filled with letters, challenge someone to find all your hidden words. To add a challenge, you could time them to see how fast they can do it, or only give them a certain amount of time to see how many they can find.



This activity is provided to you by:

