

PAMA Summer Staycations



3-Dimensional Theatres

Celebrate Summer while staying at home and get creative with PAMA and a variety of fun-filled activities. Engage with arts, culture and STEAM as you follow along with videos and instructions to create your own unique masterpieces with different themes each week.

Share your creations with us on Facebook, Twitter or Instagram and tag us @visitPAMA. All tagged submissions will be entered in a draw to win some PAMA swag.

3-Dimensional Theatres

Get creative and imagine your own mini-theatre where you would put on plays, concerts, musicals and more.




Materials:

- Cardstock
- Pencil
- Ruler
- Scissors
- Tape/Stapler
- Markers/pencil crayons/crayons

This activity is provided to you by:


Step 1:

Use your ruler to draw the structure of your theatre. You can take inspiration from famous theatres around the world like Shakespeare's Globe Theatre, Sydney Opera House, Lincoln Centre in New York or the Royal Alexandria Theatre in Toronto.



Step 2:


Once you have drawn the outside of your theatre on one side of your paper, turn it over and draw the inside of your theatre.



This activity is provided to you by:

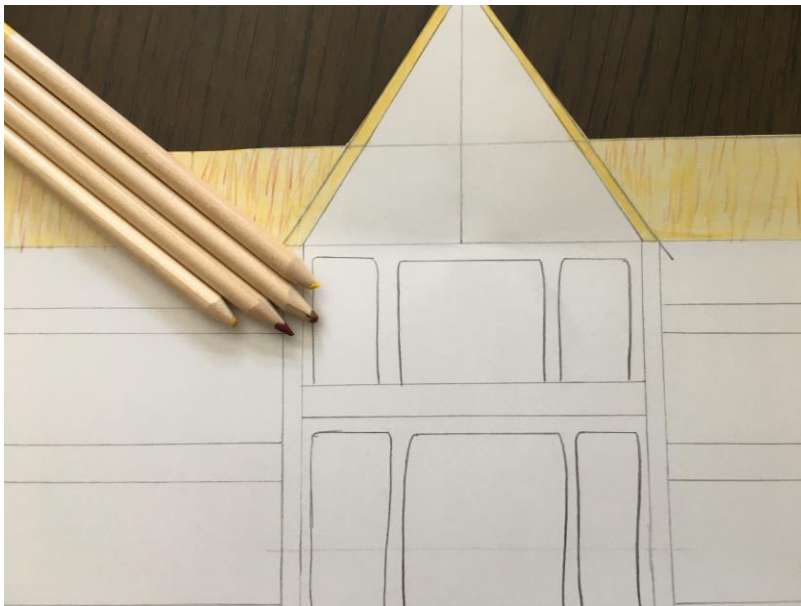
Step 3:

Use your scissors to cut your theatre out.



Step 4:

Decorate your theatre however you'd like using pencil crayons/markers/crayons.



This activity is provided to you by:

Step 5:

Once one side is decorated, turn your paper over and decorate the other side too.



Step 6:

Roll your paper into a cylinder shape and use tape or a stapler to secure it in a 3-dimensional shape.



This activity is provided to you by: