

PAMA Summer Staycations




Aerial Art

Celebrate Summer while staying at home and get creative with PAMA and a variety of fun-filled activities. Engage with arts, culture and STEAM as you follow along with videos and instructions to create your own unique masterpieces with different themes each week.

Share your creations with us on Facebook, Twitter or Instagram and tag us @visitPAMA. All tagged submissions will be entered in a draw to win some PAMA swag.

Aerial Art

The world looks very different from the sky. Explore your neighbourhood through a new perspective and create an aerial inspired artwork.



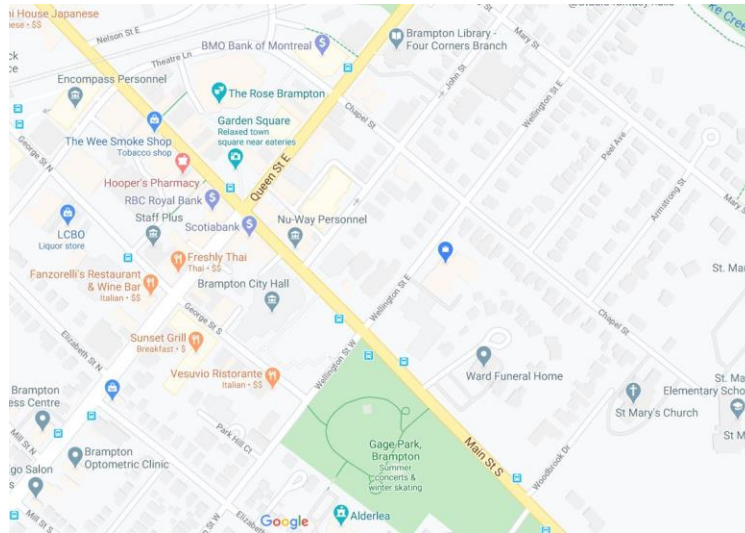
Materials:

- Paper
- Ruler
- Pencil
- Markers/Pencil Crayons/Crayons

This activity is provided to you by:


Step 1:

With the help of an adult, look up your neighbourhood on google maps.



Step 2:


Use your ruler to draw lines on your paper that mirror the roads of your neighbourhood. Cover your whole paper with an aerial map of your neighbourhood.



This activity is provided to you by:

Step 3:

Outline your roads in marker. You can use different colours for the different sizes of road.



Step 4:

Once all roads are outlined, use pencil crayons/crayons to colour-in each section between roads. You could use the same colours for different kinds of areas; like green for parks, blue for businesses, pink for houses or simply alternate colours however you'd like.



This activity is provided to you by:

Step 5:

Once you have coloured-in your whole sheet, share it with someone who lives in your neighbourhood and see if they can pin-point certain locations from your aerial view.



This activity is provided to you by: