

# PAMA Summer Staycations



## Comic Strip Stories

Celebrate Summer while staying at home and get creative with PAMA and a variety of fun-filled activities. Engage with arts, culture and STEAM as you follow along with videos and instructions to create your own unique masterpieces with different themes each week.

Share your creations with us on Facebook, Twitter or Instagram and tag us @visitPAMA. All tagged submissions will be entered in a draw to win some PAMA swag.

# Comic Strip Stories

Share a story through images as well as text and create your own comic strip of a favourite memory.




## Materials:

- Comic Strip Template / Piece of Paper
- Pencil
- Ruler
- Pencil Crayons
- Markers

This activity is provided to you by:

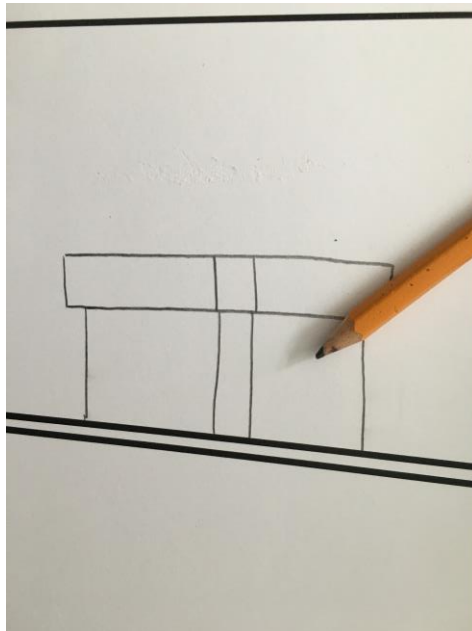
**Step 1:**

Either print the template provided or draw your own on a piece of paper using a ruler and outline your lines in marker.



**Step 2:**


Use your pencil to draw each scene of your story in a different box.



This activity is provided to you by:

### Step 3:

Be sure to add thought or text bubbles for what your characters might be thinking or saying to one another.



### Step 4:


Once all your scenes are drawn, use a marker to outline everything.



This activity is provided to you by:

### Step 5:

Finish-off your comic strip story by colouring in each scene using pencil crayons/crayons.



### Step 6:

Once finished, share your story with friends and family. You could even make more than one and create a comic book of all your favourite memories.



This activity is provided to you by:

