

PAMA @ Home

Virtual Family Fun Activity

Archives Awareness Week

Comic Creations


Bring art, culture and historical exploration home with a variety of easy fun filled activities for all ages. Using simple materials, PAMA is happy to provide easy step-by-step instructions for art activities, games or fun things to do while at home.

Share your creations with us on Facebook, Twitter or Instagram and tag us @visitPAMA. All tagged submissions will be entered in a draw to win some PAMA swag.

Spotlight on History

Celebrate Archives Awareness Week with a snapshot from history!
Learn about today's resource then explore history in a different way through the connecting activity.

Political cartoon of Wm. Perkins Bull, 1908, Wm. Perkins Bull fonds



Region of Peel Archives, Wm. Perkins Bull fonds

- This cartoon of Wm. Perkins Bull was drawn by Newton McConnell (1877-1940), a political cartoonist who worked for the Toronto Daily News in the early twentieth century.
- Alongside drawing cartoons related to Canadian and Ontario politics, McConnell also drew cartoons / caricatures of a wide range of prominent figures of the day.
- This cartoon emphasizes Bull's legal training, his involvement in a wide range of business interests including land, lumber, and oil, and showcases the awards he and his family had won running their family cow farm, *B.H Bull and Son*.
- Interestingly, it has been signed by Bull himself
- Many other surviving cartoons by McConnell can be found at the Archives of Ontario.

This activity is provided to you by:

Comic Creations

Art and stories collide with comic creations. Create your own characters and use them to tell a story scene by scene.




Materials:

- White Paper
- Pencil
- Eraser
- Markers/Pencil Crayons/Crayons
- Comic Page Template/Ruler

This activity is provided to you by:


Step 1:

Print the comic page template or use a ruler to make your own on a blank piece of paper.



Step 2:


Pick a theme, use your imagination to create your characters and use your pencil to draw characters and tell a story with one scene per square.



This activity is provided to you by:




Step 3:

Add pops of colour with words in select squares or colour-in your whole creation.



See the next page for a blank template to print...

This activity is provided to you by:



This activity is provided to you by: