



PAMA @ Home Virtual Family Fun Activity Colourful Collages

Bring art, culture and historical exploration home with a variety of easy fun filled activities for all ages. Using simple materials, PAMA is happy to provide easy step-by-step instructions for art activities, games or fun things to do while at home.

Share your creations with us on Facebook, Twitter or Instagram and tag us @visitPAMA. All tagged submissions will be entered in a draw to win some PAMA swag.

Colourful Collages

Simon Hughes combines magazine and book clippings in an artful manner that masters tonal gradation and plays with positive and negative space.



Simon Hughes, Canadian (1973-)
Dirty Snowball, 2020
Acrylic and collage on linen
101.6 x 101.6 cm
Courtesy of the artist and Galerie Division, Montréal
© the artist

Explore colour and space as you create your own colourful collage using mixed media techniques inspired by Simon Hughes.


Materials:

- Paper
- Pencil
- Scissors
- Magazines
- Glue Stick
- Construction Paper/Cardstock
- Markers/Pencil Crayons/Crayons

This activity is provided to you by:

Step 1:

Use a pencil to draw a shape or the silhouette of something (i.e. an animal) on a piece of paper.



Step 2:

Once drawn, use scissors to cut it out.



This activity is provided to you by:


Step 3:

Look through magazines to find either pieces the same colour, but different shades, or a variety of colours, and cut all your found pieces into strips.



Step 4:

Using your glue stick, glue your magazine pieces on to your cut-out shape. Be sure to cover it completely so there is no white space showing. You can put them all in the same direction or glue them at different angles.



This activity is provided to you by:


Step 5:

Once your shape is fully covered, flip it over and trim-off the magazine ends so you are left with your original shape.



Step 6:

Glue your shape onto a piece of construction paper or cardstock.



This activity is provided to you by:

Step 7:

Use a marker/pencil crayon/crayon to play with the space around your shape and add patterns to cover the rest of your page to showcase the positive and negative space around your colourful collage.



This activity is provided to you by: