



PAMA @ Home

Virtual Family Fun Activity

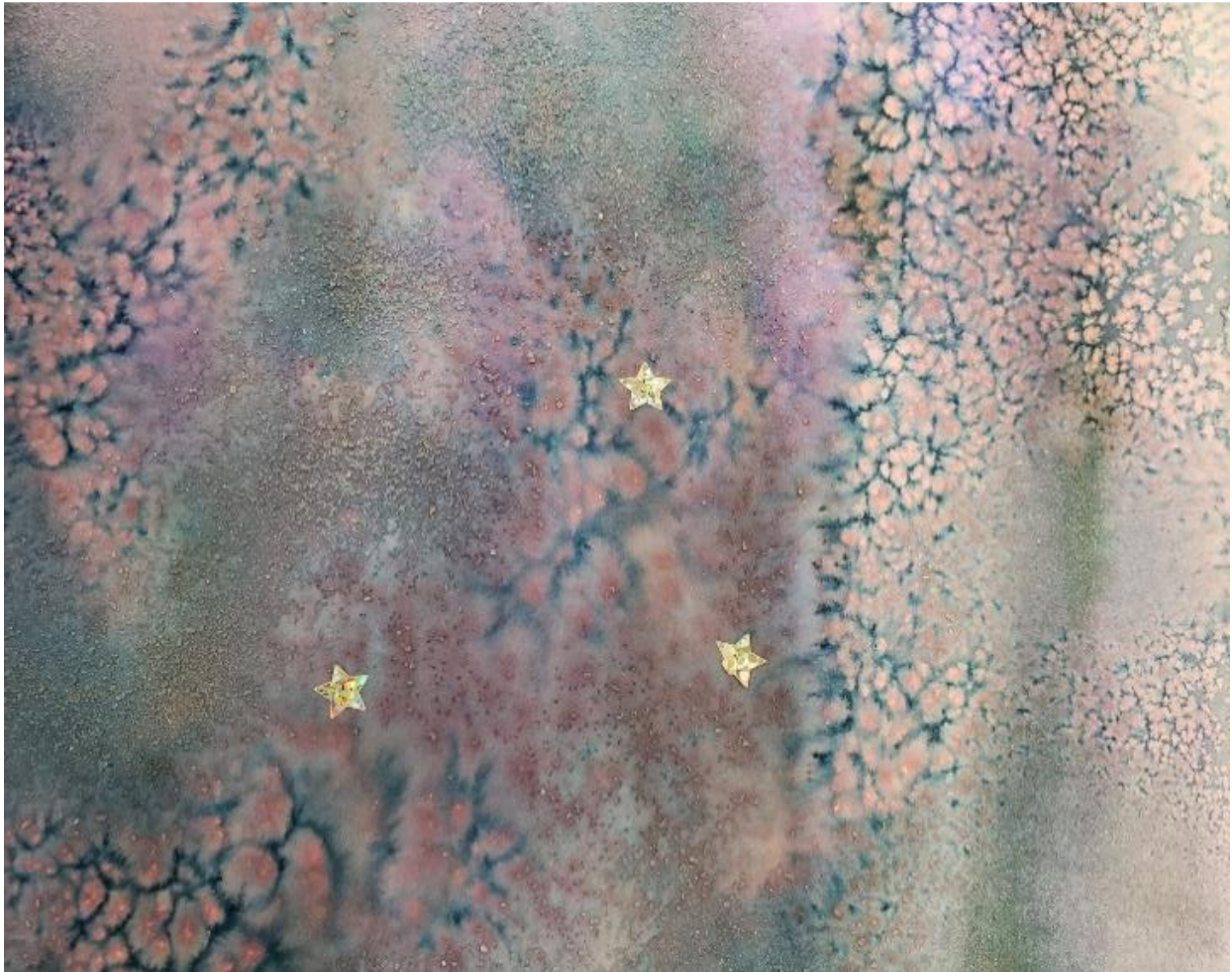
Watercolour Constellations

Bring art, culture and historical exploration home with a variety of easy fun filled activities for all ages. Using simple materials, PAMA is happy to provide easy step-by-step instructions for art activities, games or fun things to do while at home.

Share your creations with us on Facebook, Twitter or Instagram and tag us @visitPAMA. All tagged submissions will be entered in a draw to win some PAMA swag.

Watercolour Constellations

Explore the stars and appreciate how small we all are in the bigger picture.




Materials:

- Paper
- Markers
- Spray bottle/Water
- Paintbrush/Sponge
- Salt
- Star Stickers

This activity is provided to you by:


Step 1:

Select a variety of dark coloured markers to make your night sky and colour-in your paper.



Step 2:

Using a spray bottle or a cup of water and a paintbrush, wet your paper but don't soak it! Use a paintbrush/sponge to spread the ink across your page.



This activity is provided to you by:

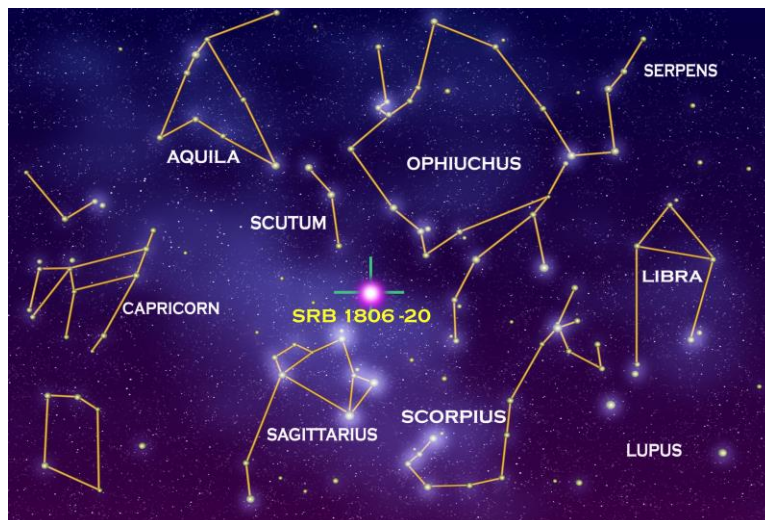
Step 3:

While your paper is still wet, sprinkle it with salt.



Step 4:

Set your paper aside to dry and review the constellations to pick the one you wish to feature in your artwork.



Credit: NASA

This activity is provided to you by:

Step 5:

Once your paper is dry, add your star stickers in the constellation pattern you chose.



Constellations Learning Resources:

- <https://stardate.org/nightsky/constellations>
- <https://www.youtube.com/watch?v=MZffhapfOgg>
- <https://www.youtube.com/watch?v=BbzCA0Lgf3Y>

This activity is provided to you by: