



PAMA @ Home Virtual Family Fun Activity Words that Pop

Bring art, culture and historical exploration home with a variety of easy fun filled activities for all ages. Using simple materials, PAMA is happy to provide easy step-by-step instructions for art activities, games or fun things to do while at home.

Share your creations with us on Facebook, Twitter or Instagram and tag us @visitPAMA. All tagged submissions will be entered in a draw to win some PAMA swag.

Words that Pop!

Get inspired by comics and graphic novels to make a word pop off the page using colours and patterns.



Materials:

- Paper/cardstock/cardboard/canvas
- Ruler
- Pencil
- Markers
- Paint
- Paintbrushes
- Water container


This activity is provided to you by:

Step 1:

Pick a word that describes you best. You might be kind, funny, smart, silly – ask someone at home to help if you're stuck.


Step 2:

With your pencil, lightly draw your design on your paper. To make it like a comic, try writing your word in big letters inside a word bubble.



Step 3:


Once you've written out your word in pencil and added your speech bubbles, use paint or markers to colour-in your image. Outline all lines in black to make sure they pop off the page. If you're using paint, be sure to let each layer dry before you move on.



This activity is provided to you by:

Step 4:

Once your background is covered in colour, add patterns like dots or lines on top so your word really pops off the page!



This activity is provided to you by: